



Match Statistics - 2025 Andrology Fellowship Match

Visible to auditors

Programs Registered	17
Programs Submitting Lists	16
Programs Matching All Vacancies	12
Programs with Unmatched Vacancies	4
Vacancies Listed	20
Vacancies Matched	15
Vacancies Unmatched	5

Applicants Registered	37
Applicants Submitting Lists	32
Applicants Ranked by Programs	21
Applicants Matched	15
Applicants Unmatched	17
Average Names on Program Preference Lists	6
Average Names per Vacancy	5
Average Offers per Vacancy	2
Average Offers to Listing Applicants	2
Average Offers to Non-listing Applicants	0
Average Applications Received by Programs	0
Average Interviews Given by Programs	9
Average Names on Matched Applicant Preference Lists	7

Average Names on UnMatched Applicant Preference Lists	3
Average Applications Sent by Applicants	6
Average Interviews Taken by Applicants	4

	Total	Matched	Unmatched
Chief Residents MD(US & CAN)	13	12 (92 %)	1 (8 %)
Chief Residents DO (US & CAN)	0	0	0
Previous Graduates MD (US & CAN)	1	1 (100 %)	0 (0 %)
Previous Graduates DO (US & CAN)	0	0	0
International MD Medical Students and Graduates	18	2 (11 %)	16 (89 %)
International DO Medical Students and Graduates	0	0	0
Total	32	15 (47 %)	17 (53 %)

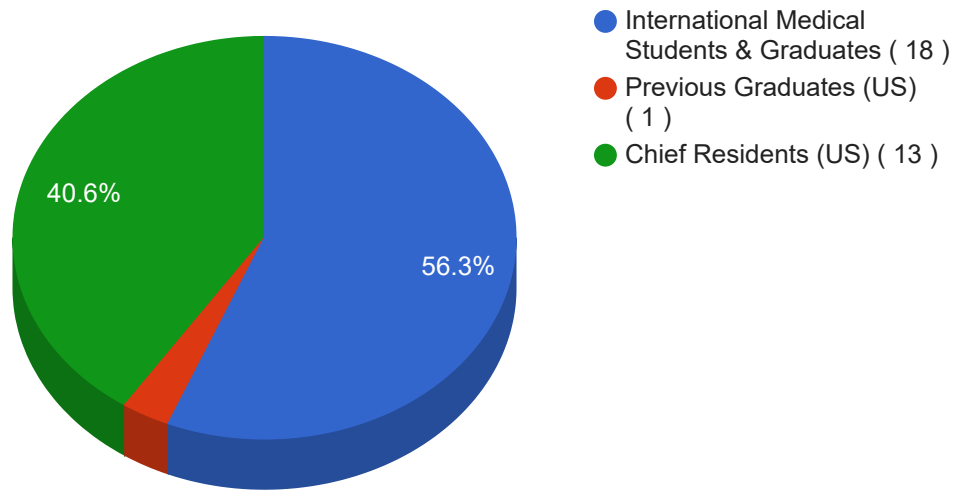
	Total	Matched	Unmatched
Male	27	11 (41 %)	16 (59 %)

Female	5	4 (80 %)	1 (20 %)
Non Binary	0	0	0
Transgender	0	0	0
Total	32	15 (47 %)	17 (53 %)

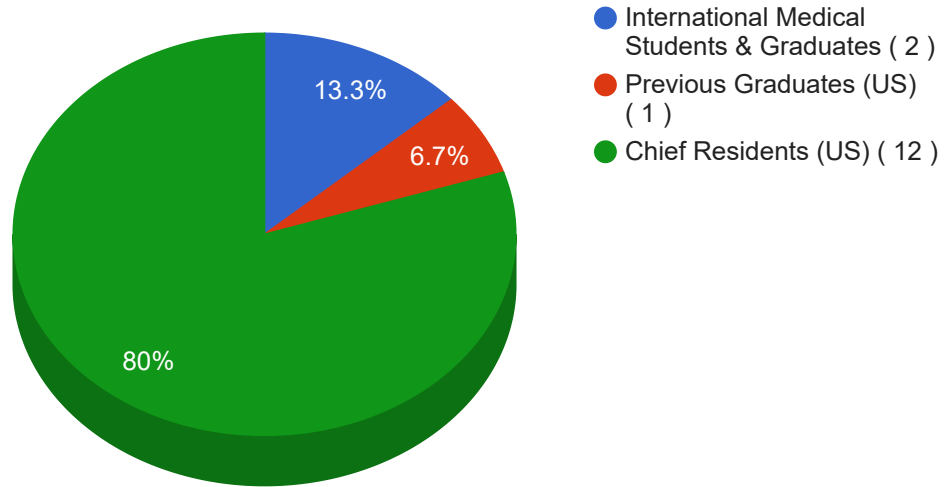
Applicant Statistics - 2025 Andrology Fellowship Match

Visible to auditors

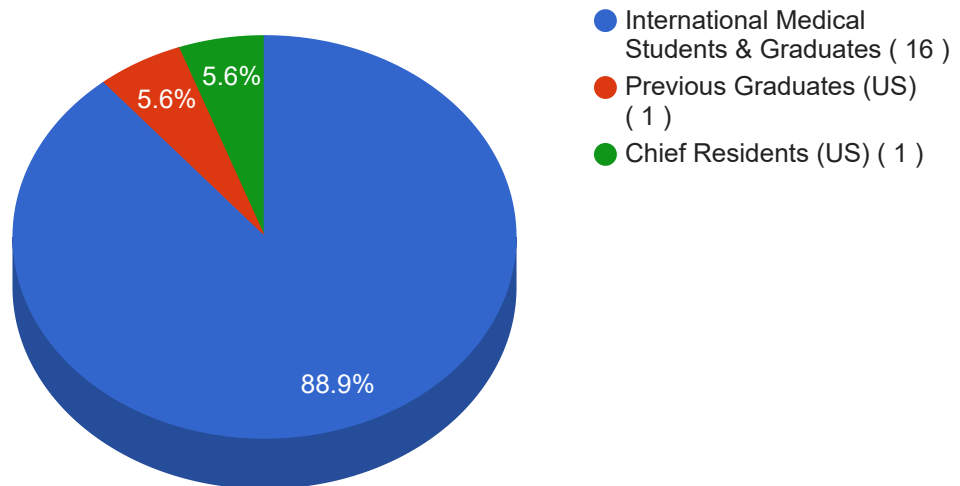
All Applicants By Type



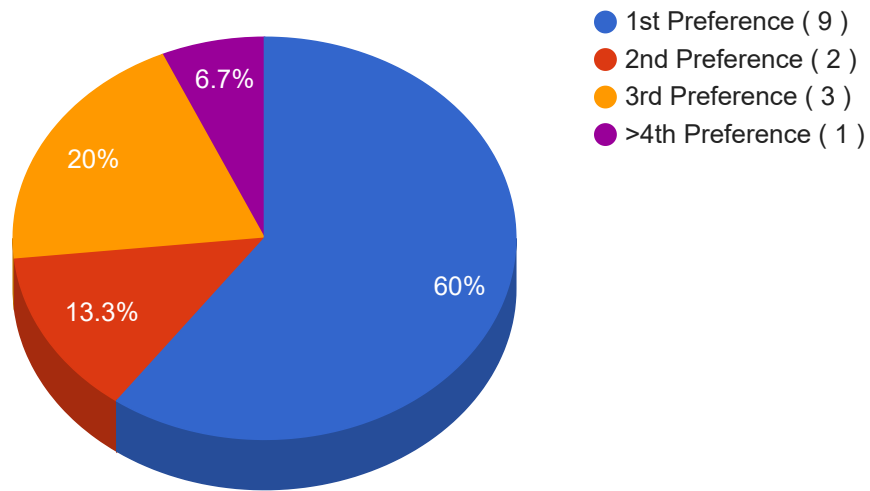
Matched Applicants By Type



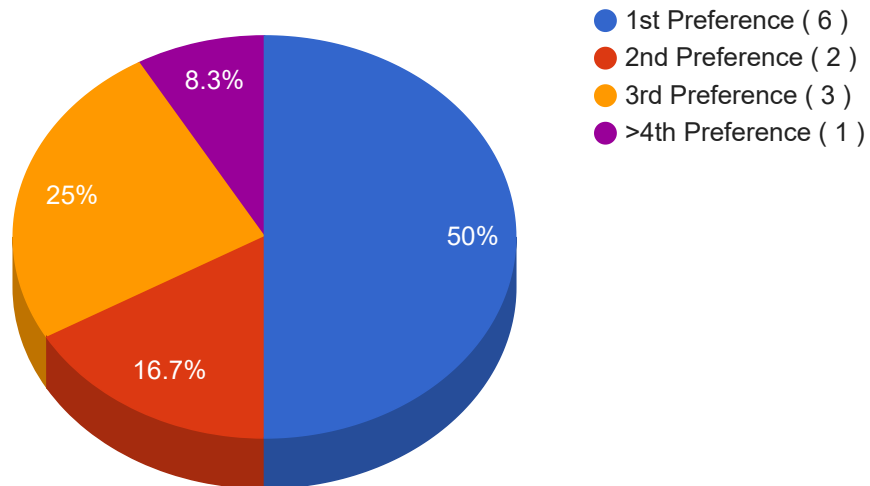
Unmatched Applicants By Type



Matches by Preference Selection - All Matched Applicants

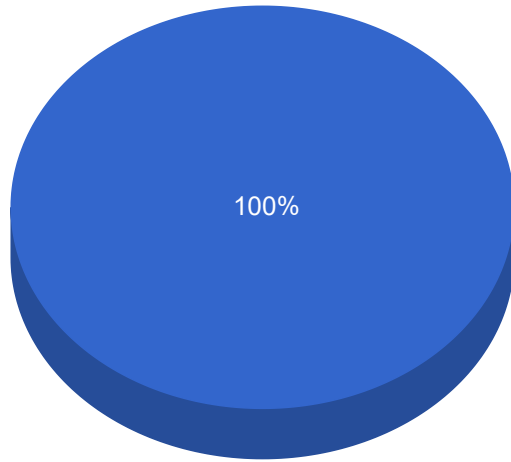


Matches by Preference Selection - Chief Residents (US)



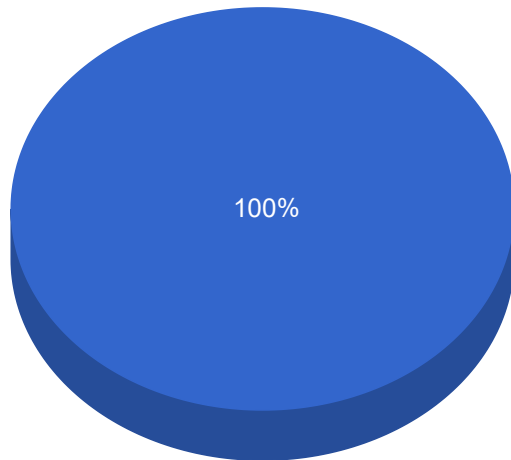
Matches by Preference Selection - Previous Graduates (US)

● 1st Preference (1)

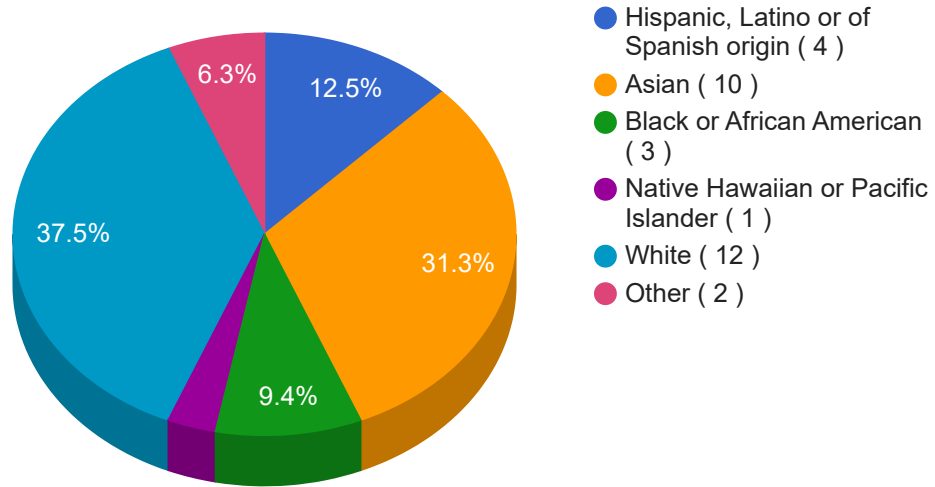


Matches by Preference Selection - International Medical Students & Graduates

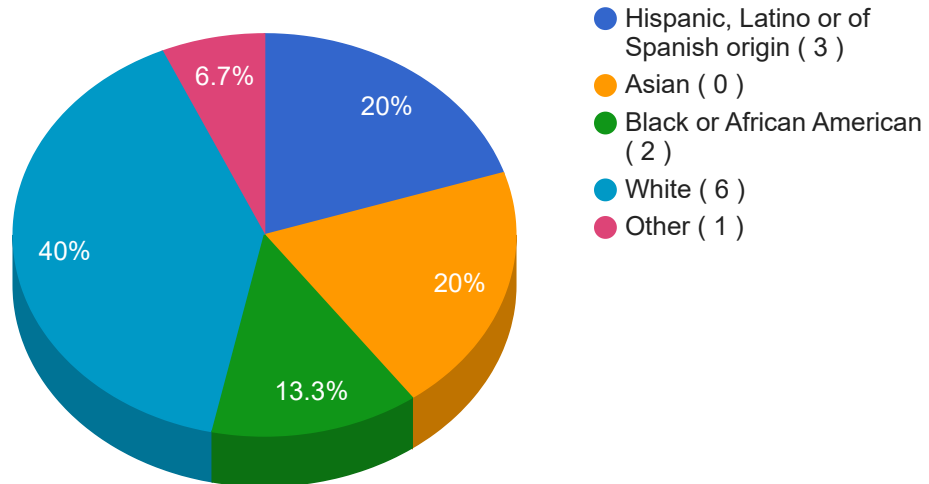
● 1st Preference (2)



All Applicants By Ethnicity - Primary Ethnicity Only



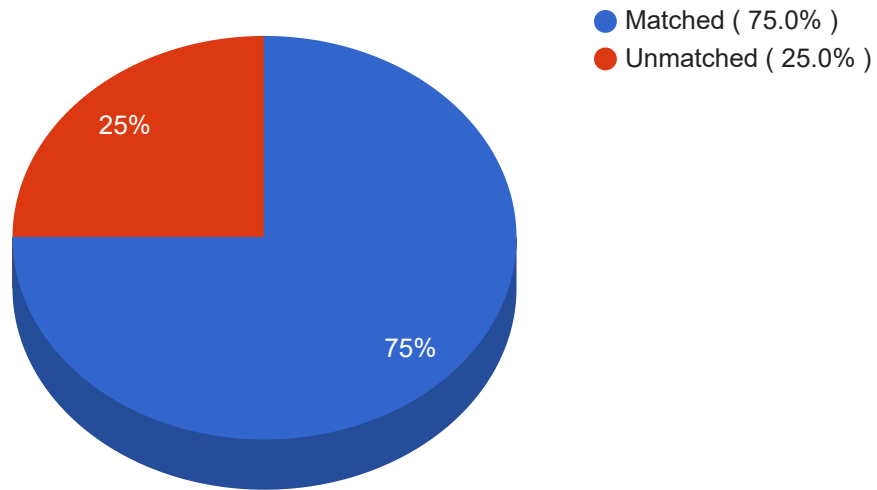
Matched Applicants by Ethnicity - Primary Ethnicity Only



Program Statistics - 2025 Andrology Fellowship Match

Visible to auditors

Programs - Matched vs Unmatched



Matches by Preference Selection - All Matched Programs

