

Match Statistics - 2025 Endourology Fellowship Match



Programs Registered	63
Programs Submitting Lists	57
Programs Matching All Vacancies	39
Programs with Unmatched Vacancies	18

Vacancies Listed	64
Vacancies Matched	45
Vacancies Unmatched	19

Applicants Registered	100
Applicants Submitting Lists	76
Applicants Ranked by Programs	63
Applicants Matched	45
Applicants Unmatched	31

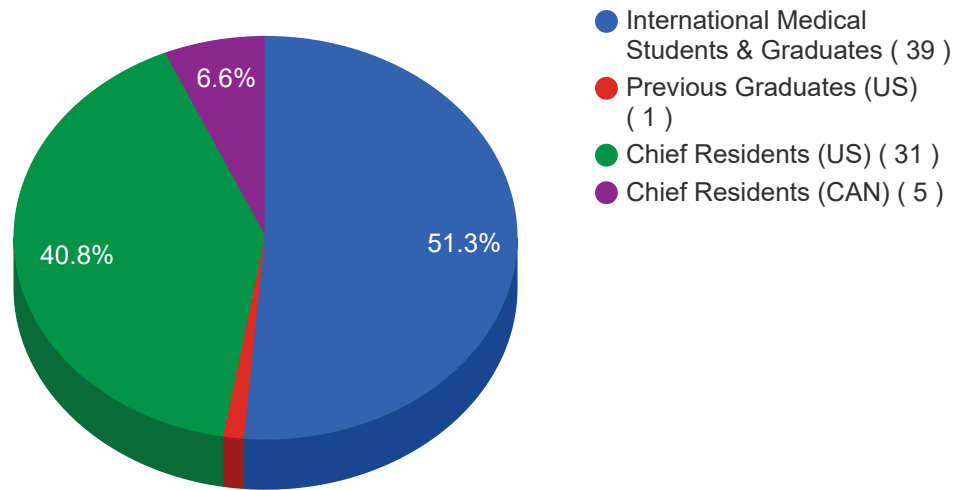
Average Names on Program Preference Lists	5		
Average Names per Vacancy	5		
Average Offers per Vacancy	2		
Average Offers to Listing Applicants	2		
Average Offers to Non-listing Applicants	0		
Average Applications Received by Programs	0		
Average Interviews Given by Programs	7		
Average Names on Matched Applicant Preference Lists	5		
Average Names on UnMatched Applicant Preference Lists	4		
Average Applications Sent by Applicants	9		
Average Interviews Taken by Applicants	5		
	Total	Matched	Unmatched
Chief Residents MD(US & CAN)	34	33 (97 %)	1 (3 %)
Chief Residents DO (US & CAN)	2	2 (100 %)	0 (0 %)
Previous Graduates MD (US & CAN)	1	1 (100 %)	0 (0 %)
Previous Graduates DO (US & CAN)	0	0	0
International MD Medical Students and Graduates	39	9 (23 %)	30 (77 %)
International DO Medical Students and Graduates	0	0	0
Total	76	45 (59 %)	31 (41 %)

	Total	Matched	Unmatched
Male	65	35 (54 %)	30 (46 %)
Female	11	10 (91 %)	1 (9 %)
Non Binary	0	0	0
Transgender	0	0	0
Total	76	45 (59 %)	31 (41 %)

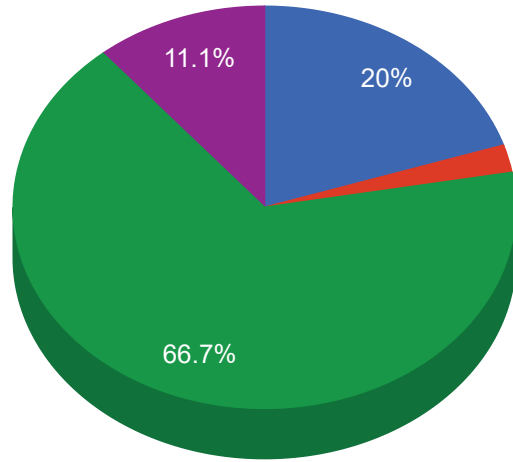
Applicant Statistics - 2025 Endourology Fellowship Match

Visible to auditors

All Applicants By Type

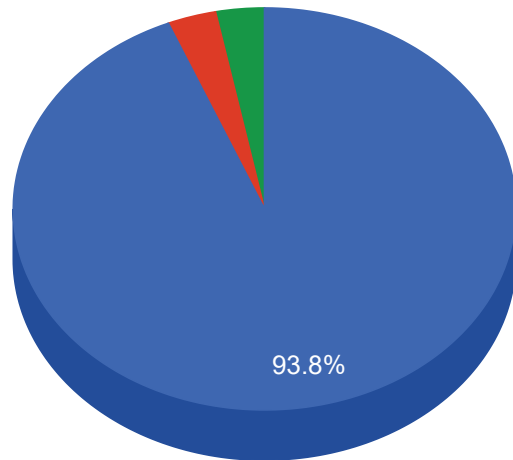


Matched Applicants By Type



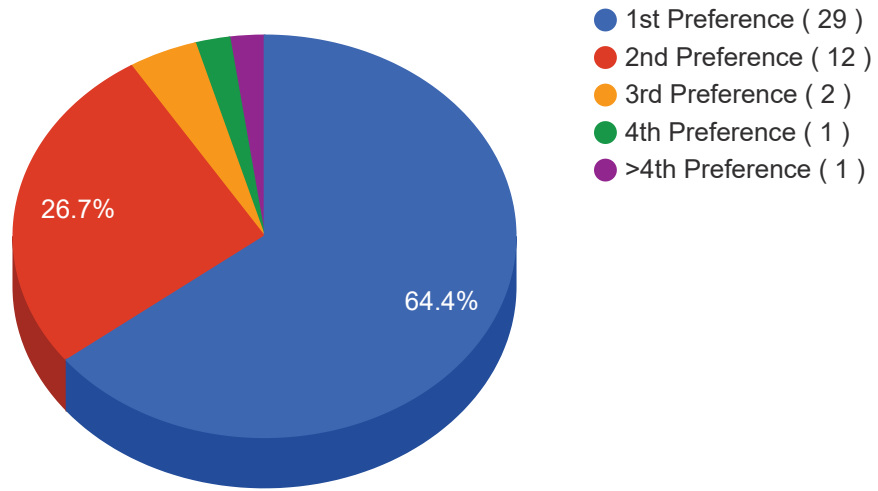
- International Medical Students & Graduates (9)
- Previous Graduates (US) (1)
- Chief Residents (US) (30)
- Chief Residents (CAN) (5)

Unmatched Applicants By Type

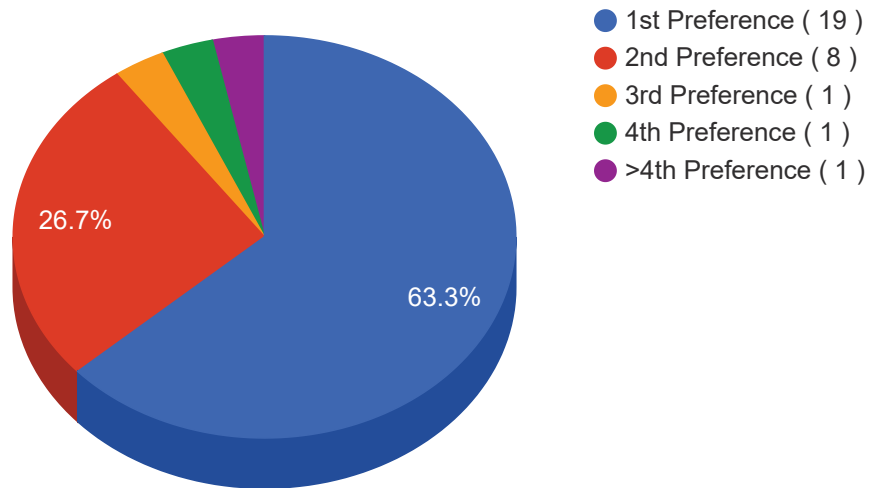


- International Medical Students & Graduates (30)
- Previous Graduates (US) (1)
- Chief Residents (US) (1)

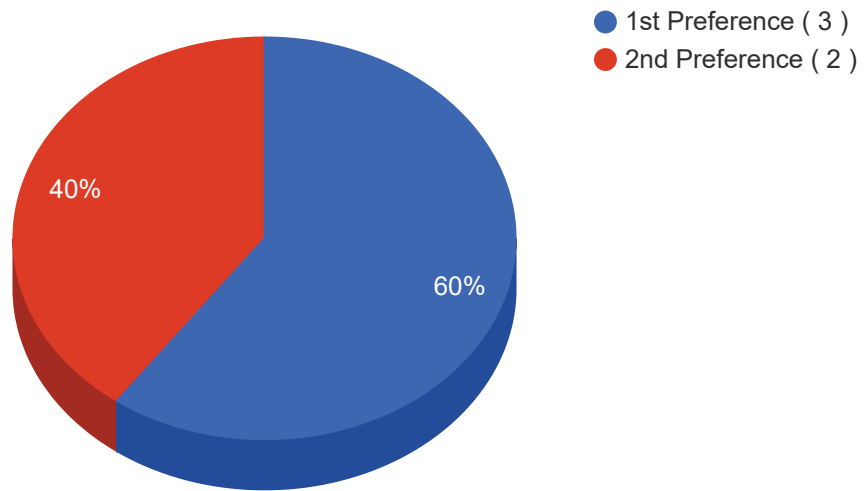
Matches by Preference Selection - All Matched Applicants



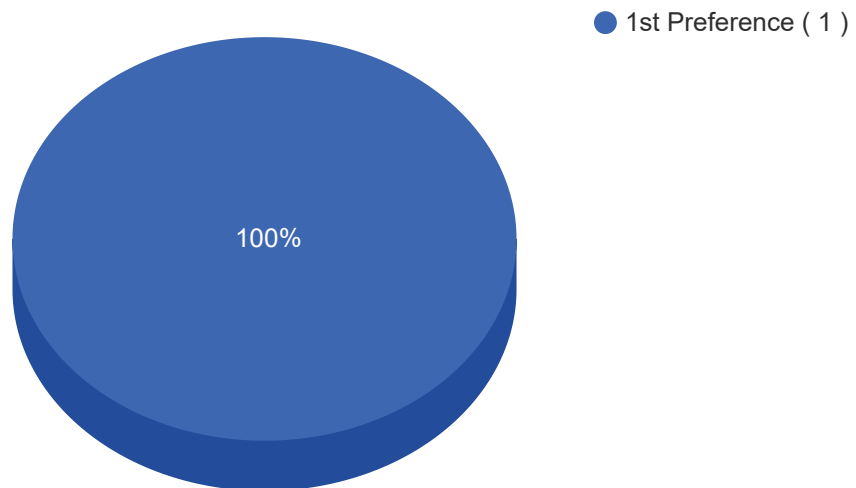
Matches by Preference Selection - Chief Residents (US)



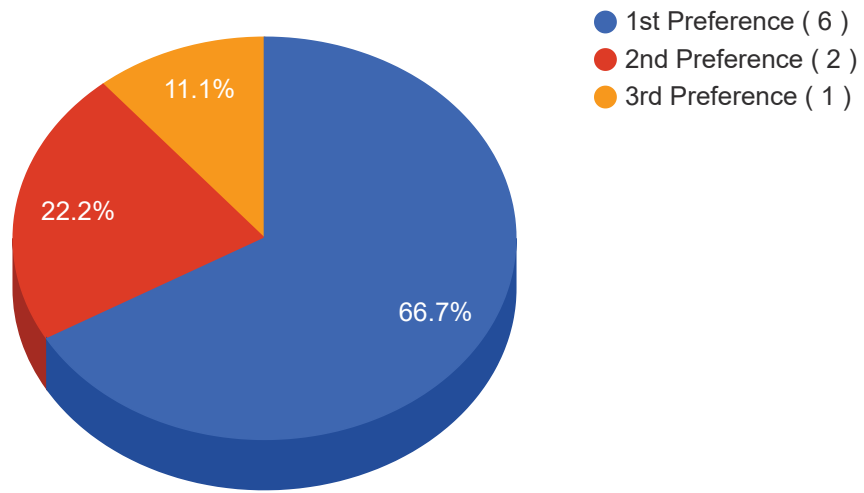
Matches by Preference Selection - Chief Residents (CAN)



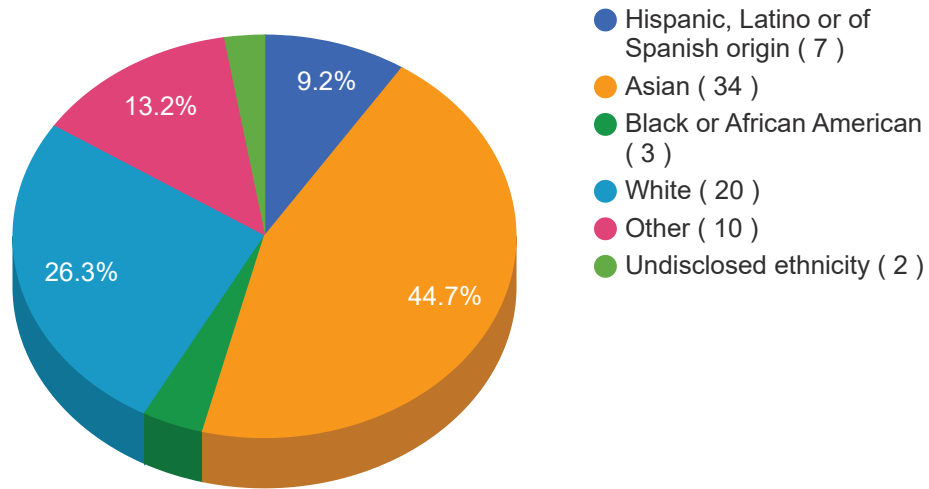
Matches by Preference Selection - Previous Graduates (US)



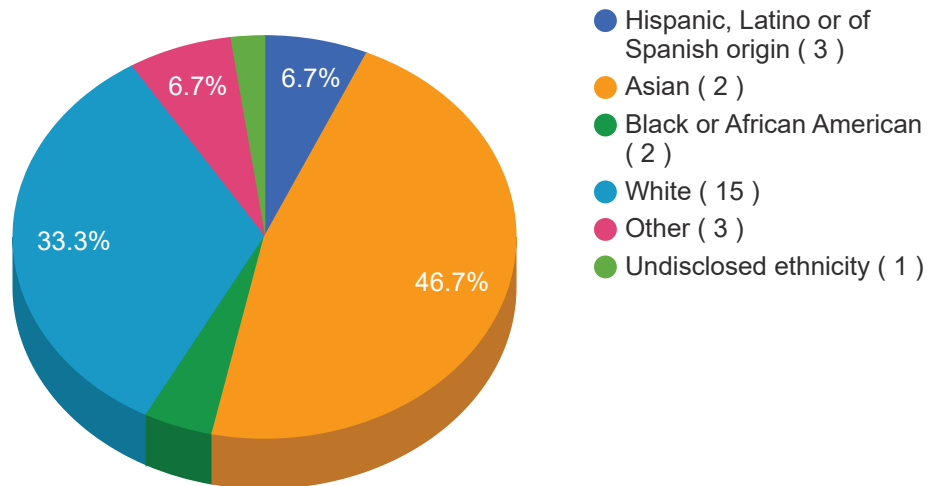
Matches by Preference Selection - International Medical Students & Graduates



All Applicants By Ethnicity - Primary Ethnicity Only



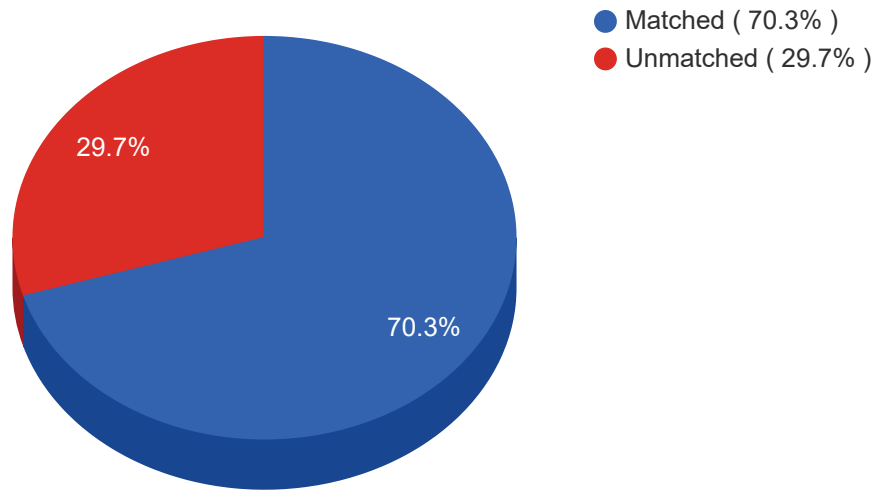
Matched Applicants by Ethnicity - Primary Ethnicity Only



Program Statistics - 2025 Endourology Fellowship Match

Visible to auditors

Programs - Matched vs Unmatched



Matches by Preference Selection - All Matched Programs

