



Match Statistics - 2025 Genitourinary Reconstructive Surgery (GURS) Fellowship Match

Visible to auditors

| | |
|--|----|
| Programs Registered | 29 |
| Programs Submitting Lists | 29 |
| Programs Matching All Vacancies | 26 |
| Programs with Unmatched Vacancies | 3 |
| Vacancies Listed | 31 |
| Vacancies Matched | 28 |
| Vacancies Unmatched | 3 |

| | |
|--|----|
| Applicants Registered | 53 |
| Applicants Submitting Lists | 45 |
| Applicants Ranked by Programs | 40 |
| Applicants Matched | 28 |
| Applicants Unmatched | 17 |
| Average Names on Program Preference Lists | 10 |
| Average Names per Vacancy | 9 |
| Average Offers per Vacancy | 3 |
| Average Offers to Listing Applicants | 3 |
| Average Offers to Non-listing Applicants | 0 |
| Average Applications Received by Programs | 0 |
| Average Interviews Given by Programs | 10 |

| | |
|--|---|
| Average Names on Matched Applicant Preference Lists | 9 |
| Average Names on UnMatched Applicant Preference Lists | 2 |
| Average Applications Sent by Applicants | 8 |
| Average Interviews Taken by Applicants | 7 |

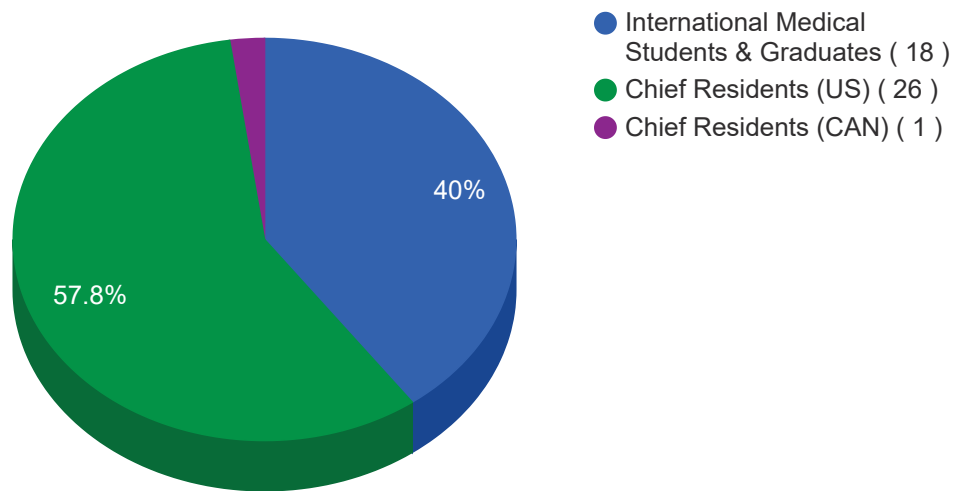
| | Total | Matched | Unmatched |
|--|--------------|----------------|------------------|
| Chief Residents MD(US & CAN) | 24 | 22 (92 %) | 2 (8 %) |
| Chief Residents DO (US & CAN) | 3 | 1 (33 %) | 2 (67 %) |
| Previous Graduates MD (US & CAN) | 0 | 0 | 0 |
| Previous Graduates DO (US & CAN) | 0 | 0 | 0 |
| International MD Medical Students and Graduates | 18 | 5 (28 %) | 13 (72 %) |
| International DO Medical Students and Graduates | 0 | 0 | 0 |
| Total | 45 | 28 (62 %) | 17 (38 %) |
| | Total | Matched | Unmatched |

| | | | |
|--------------------|----|-----------|-----------|
| Male | 36 | 19 (53 %) | 17 (47 %) |
| Female | 9 | 9 (100 %) | 0 (0 %) |
| Non Binary | 0 | 0 | 0 |
| Transgender | 0 | 0 | 0 |
| Total | 45 | 28 (62 %) | 17 (38 %) |

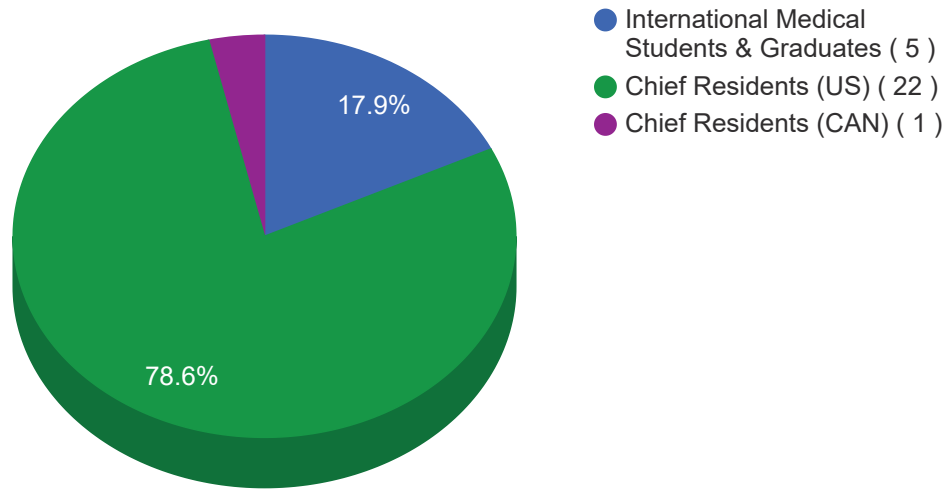
Applicant Statistics - 2025 Genitourinary Reconstructive Surgery (GURS) Fellowship Match

Visible to auditors

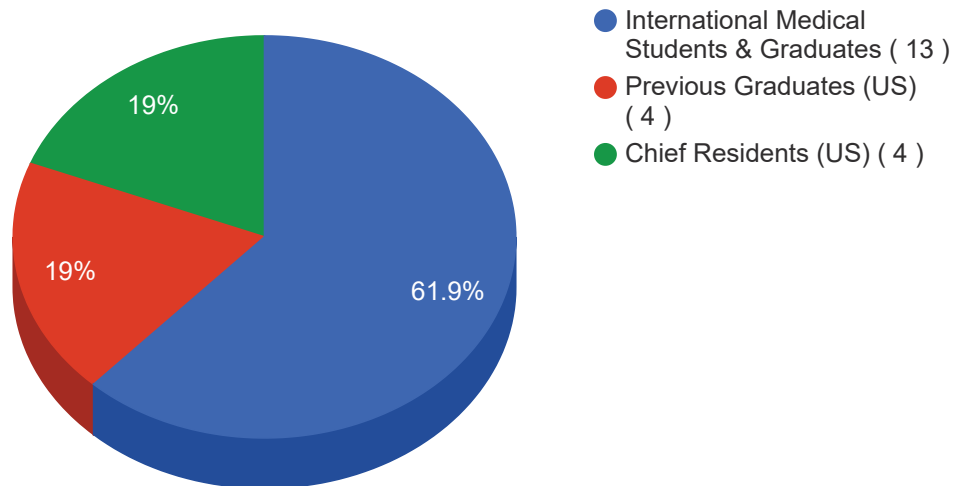
All Applicants By Type



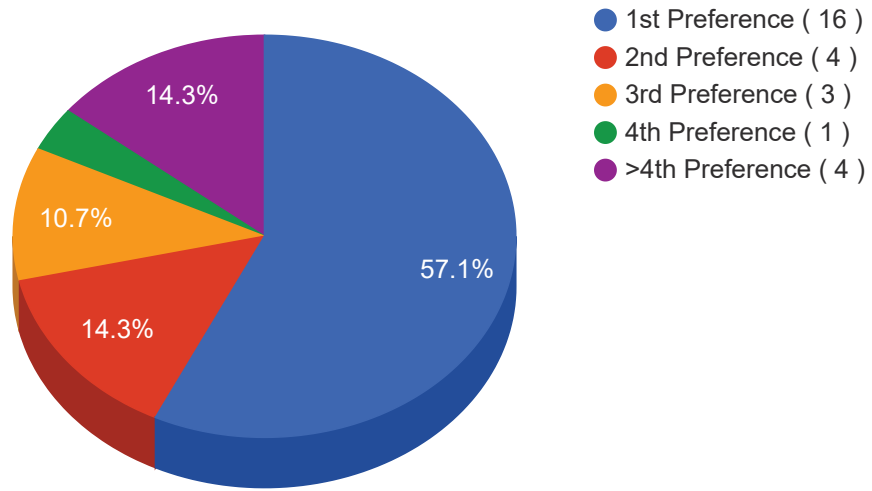
Matched Applicants By Type



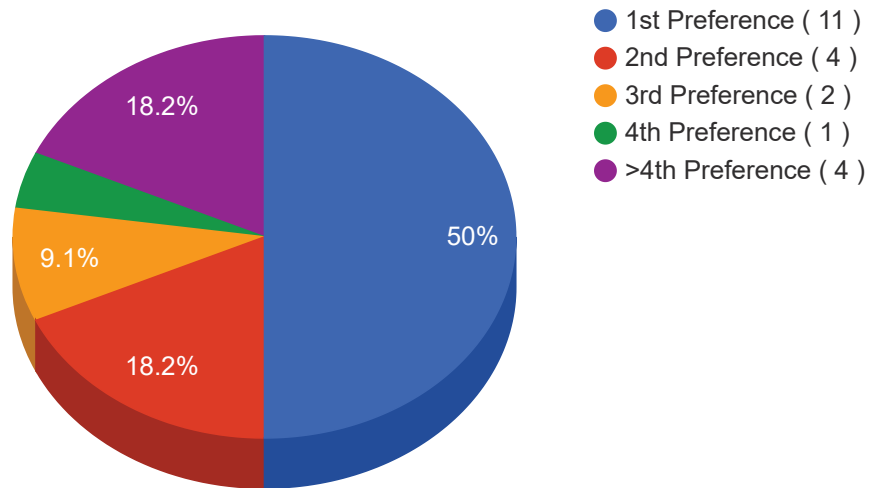
Unmatched Applicants By Type



Matches by Preference Selection - All Matched Applicants

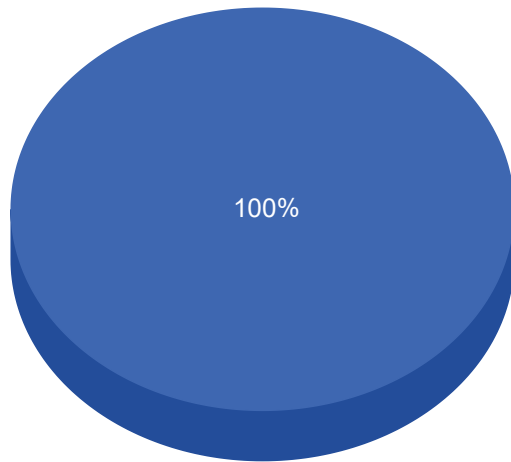


Matches by Preference Selection - Chief Residents (US)



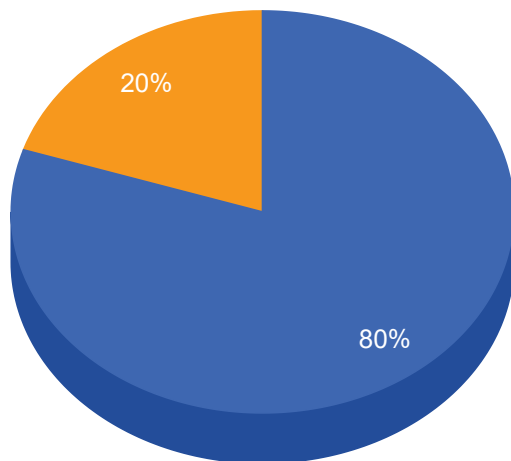
Matches by Preference Selection - Chief Residents (CAN)

● 1st Preference (1)

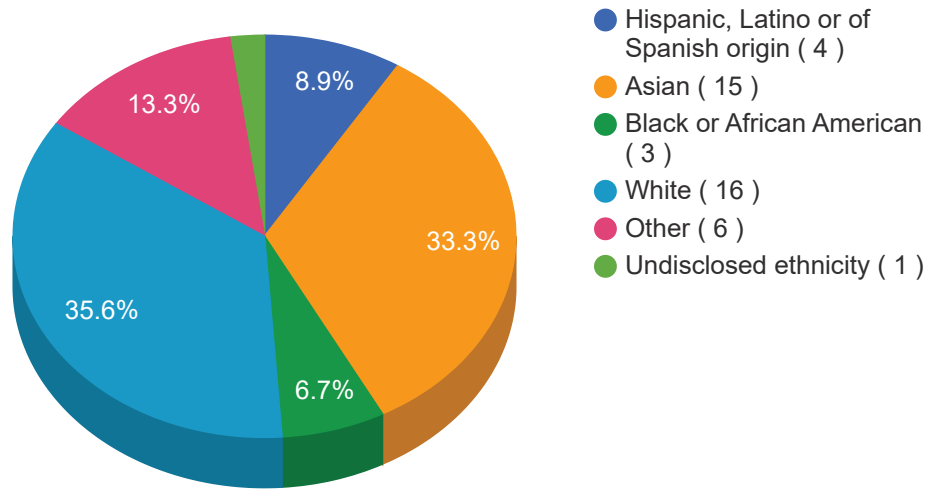


Matches by Preference Selection - International Medical Students & Graduates

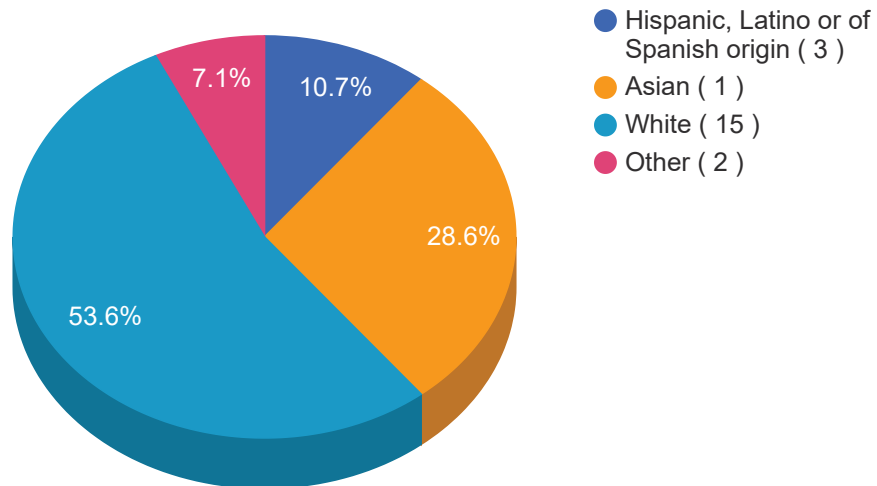
● 1st Preference (4)
● 3rd Preference (1)



All Applicants By Ethnicity - Primary Ethnicity Only



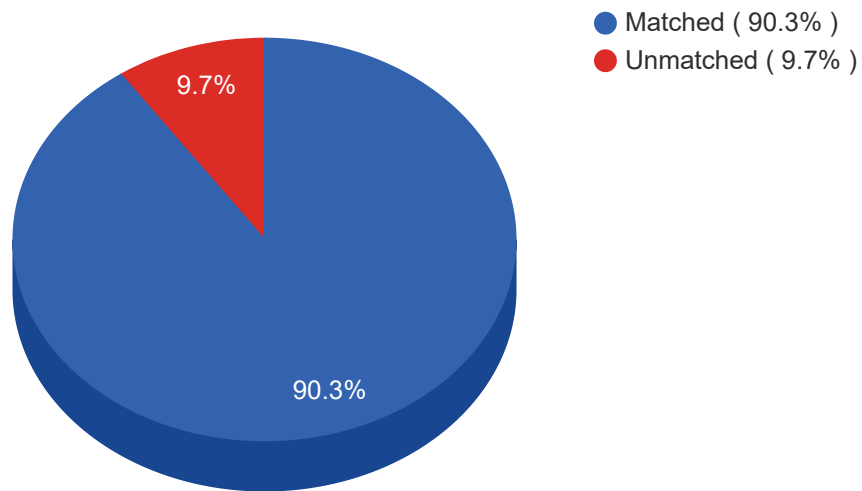
Matched Applicants by Ethnicity - Primary Ethnicity Only



Program Statistics - 2025 Genitourinary Reconstructive Surgery (GURS) Fellowship Match

Visible to auditors

Programs - Matched vs Unmatched



Matches by Preference Selection - All Matched Programs

