

# Match Statistics - 2025 Pediatric Urology Fellowship Match

Visible to auditors

<b>Programs Registered</b>	24
<b>Programs Submitting Lists</b>	24
<b>Programs Matching All Vacancies</b>	19
<b>Programs with Unmatched Vacancies</b>	5
<b>Vacancies Listed</b>	
<b>Vacancies Matched</b>	19
<b>Vacancies Unmatched</b>	5
<b>Applicants Registered</b>	
<b>Applicants Submitting Lists</b>	26
<b>Applicants Ranked by Programs</b>	22
<b>Applicants Matched</b>	19
<b>Applicants Unmatched</b>	7

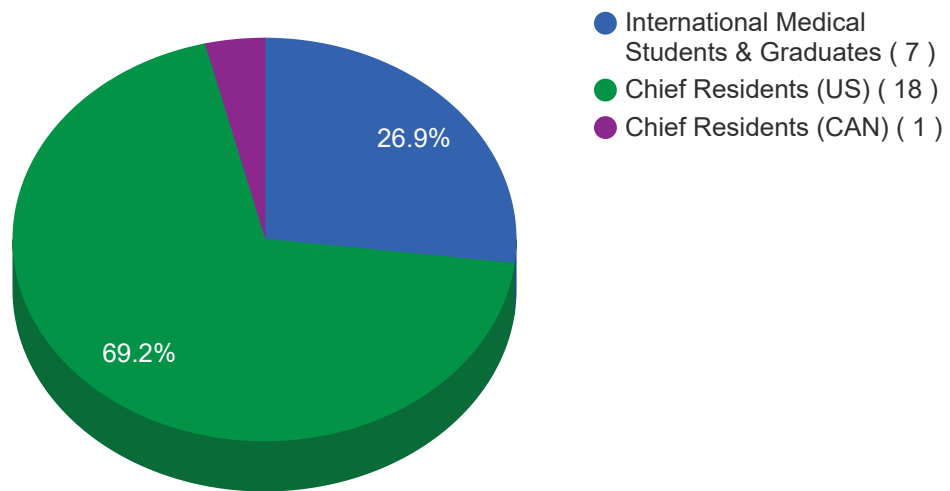
<b>Average Names on Program Preference Lists</b>	9		
<b>Average Names per Vacancy</b>	9		
<b>Average Offers per Vacancy</b>	3		
<b>Average Offers to Listing Applicants</b>	3		
<b>Average Offers to Non-listing Applicants</b>	0		
<b>Average Applications Received by Programs</b>	0		
<b>Average Interviews Given by Programs</b>	10		
<b>Average Names on Matched Applicant Preference Lists</b>	10		
<b>Average Names on UnMatched Applicant Preference Lists</b>	7		
<b>Average Applications Sent by Applicants</b>	12		
<b>Average Interviews Taken by Applicants</b>	9		
	<b>Total</b>	<b>Matched</b>	<b>Unmatched</b>
<b>Chief Residents MD(US &amp; CAN)</b>	19	19 (100 %)	0 (0 %)
<b>Chief Residents DO (US &amp; CAN)</b>	0	0	0
<b>Previous Graduates MD (US &amp; CAN)</b>	0	0	0
<b>Previous Graduates DO (US &amp; CAN)</b>	0	0	0
<b>International MD Medical Students and Graduates</b>	7	0 (0 %)	7 (100 %)
<b>International DO Medical Students and Graduates</b>	0	0	0
<b>Total</b>	26	19 (73 %)	7 (27 %)

	<b>Total</b>	<b>Matched</b>	<b>Unmatched</b>
<b>Male</b>	15	9 (60 %)	6 (40 %)
<b>Female</b>	11	10 (91 %)	1 (9 %)
<b>Non Binary</b>	0	0	0
<b>Transgender</b>	0	0	0
<b>Total</b>	26	19 (73 %)	7 (27 %)

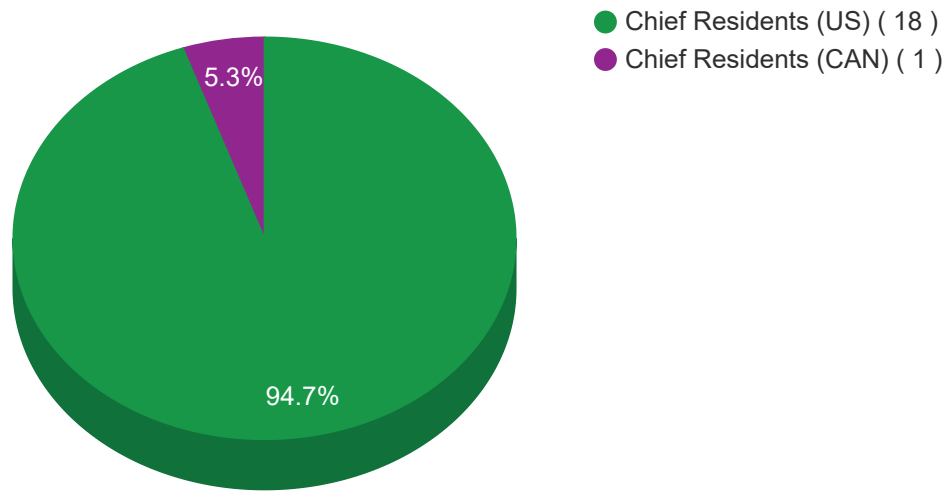
# Applicant Statistics - 2025 Pediatric Urology Fellowship Match

Visible to auditors

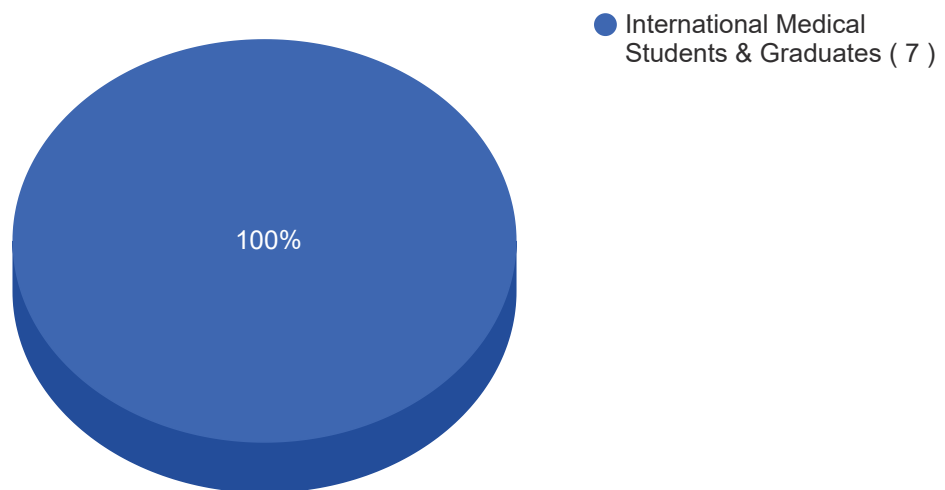
All Applicants By Type



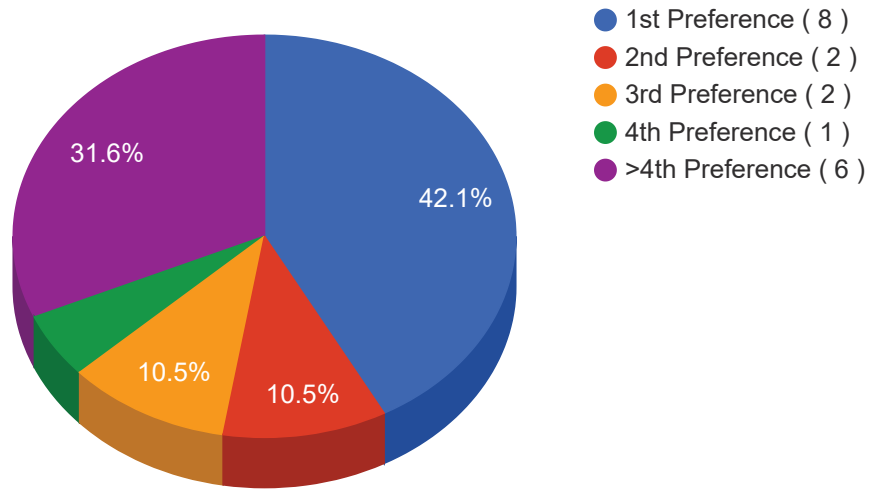
### Matched Applicants By Type



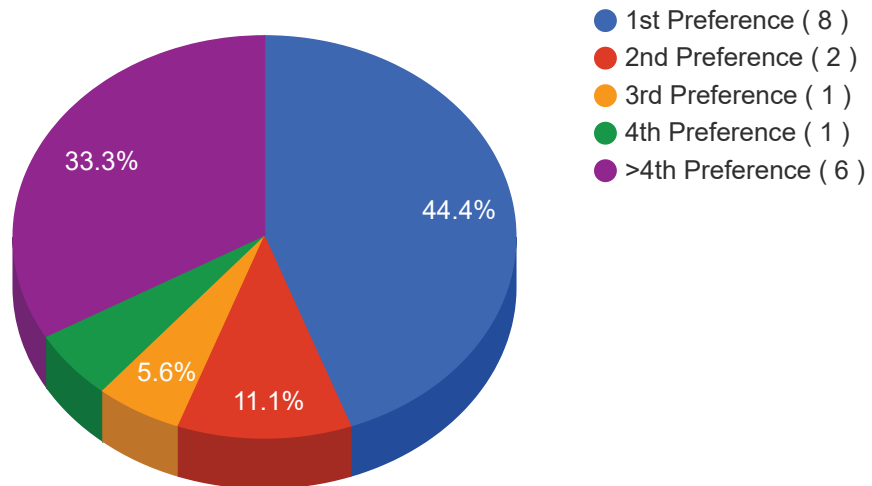
### Unmatched Applicants By Type



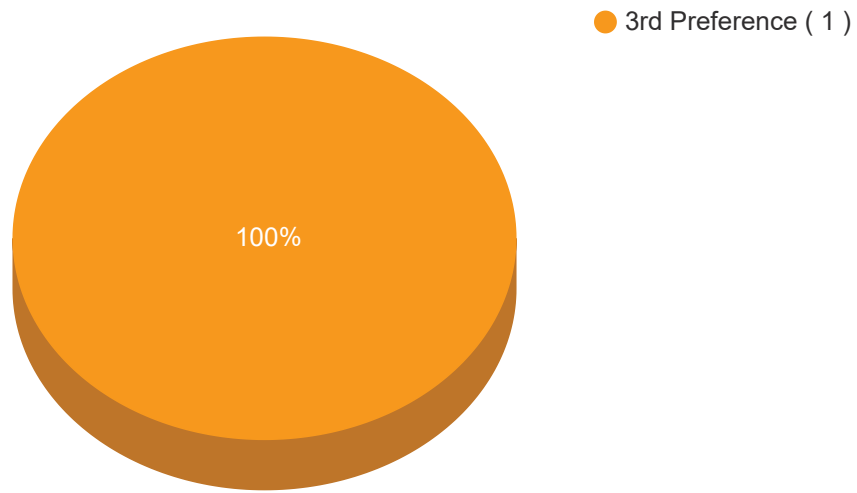
**Matches by Preference Selection - All Matched Applicants**



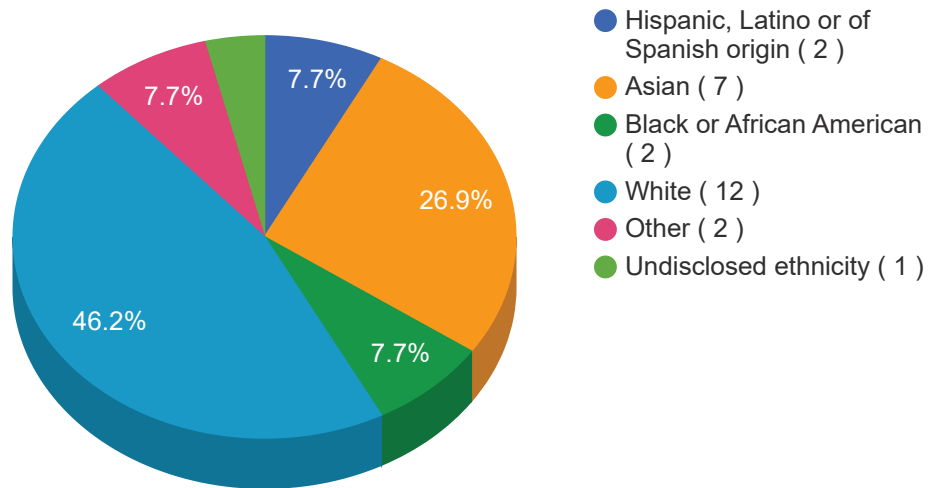
**Matches by Preference Selection - Chief Residents (US)**



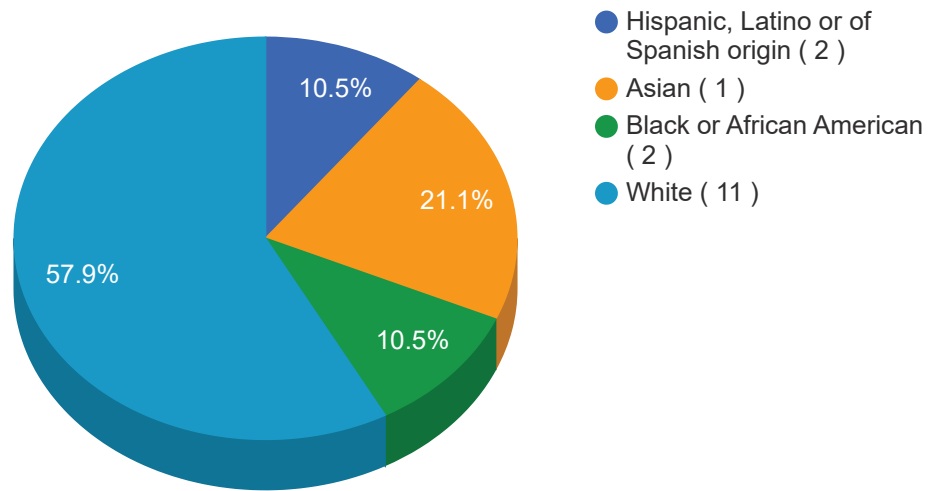
**Matches by Preference Selection - Chief Residents (CAN)**



**All Applicants By Ethnicity - Primary Ethnicity Only**



### Matched Applicants by Ethnicity - Primary Ethnicity Only

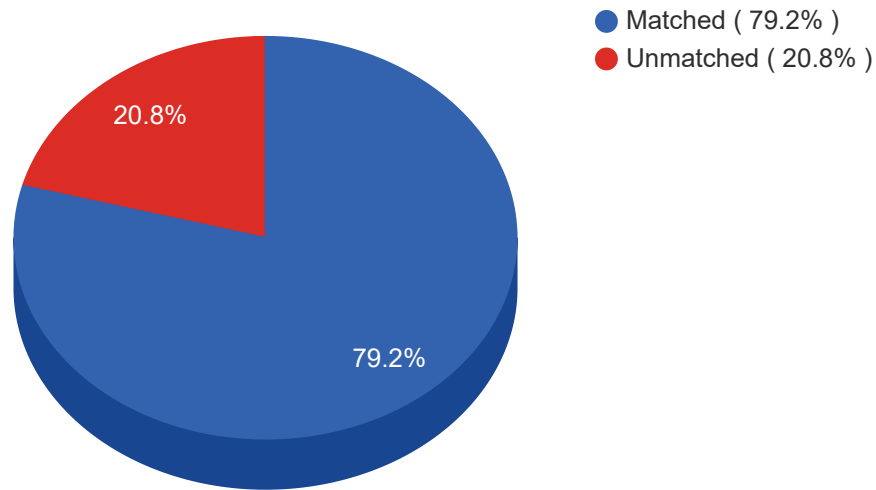




# Program Statistics - 2025 Pediatric Urology Fellowship Match

Visible to auditors

Programs - Matched vs Unmatched



**Matches by Preference Selection - All Matched Programs**

