



# Match Statistics - 2025 Society of Urologic Oncology (SUO) Fellowship Match

<b>Programs Registered</b>	37
<b>Programs Submitting Lists</b>	37
<b>Programs Matching All Vacancies</b>	33
<b>Programs with Unmatched Vacancies</b>	4
<b>Vacancies Listed</b>	56
<b>Vacancies Matched</b>	52
<b>Vacancies Unmatched</b>	4

<b>Applicants Registered</b>	91
<b>Applicants Submitting Lists</b>	74
<b>Applicants Ranked by Programs</b>	62
<b>Applicants Matched</b>	52
<b>Applicants Unmatched</b>	22
<b>Average Names on Program Preference Lists</b>	14
<b>Average Names per Vacancy</b>	9
<b>Average Offers per Vacancy</b>	5
<b>Average Offers to Listing Applicants</b>	5
<b>Average Offers to Non-listing Applicants</b>	0
<b>Average Applications Received by Programs</b>	0
<b>Average Interviews Given by Programs</b>	15

<b>Average Names on Matched Applicant Preference Lists</b>	9
<b>Average Names on UnMatched Applicant Preference Lists</b>	7
<b>Average Applications Sent by Applicants</b>	12
<b>Average Interviews Taken by Applicants</b>	8

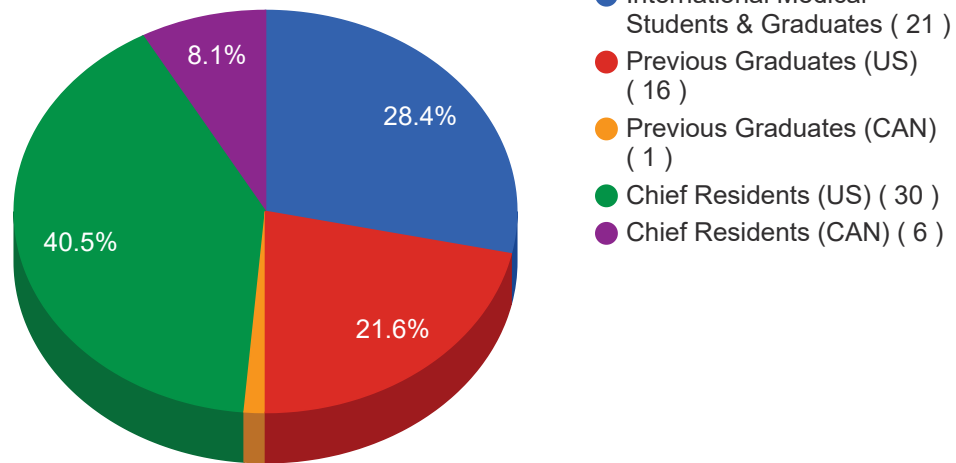
	<b>Total</b>	<b>Matched</b>	<b>Unmatched</b>
<b>Chief Residents MD(US &amp; CAN)</b>	35	33 (94 %)	2 (6 %)
<b>Chief Residents DO (US &amp; CAN)</b>	1	1 (100 %)	0 (0 %)
<b>Previous Graduates MD (US &amp; CAN)</b>	17	13 (76 %)	4 (24 %)
<b>Previous Graduates DO (US &amp; CAN)</b>	0	0	0
<b>International MD Medical Students and Graduates</b>	21	5 (24 %)	16 (76 %)
<b>International DO Medical Students and Graduates</b>	0	0	0
<b>Total</b>	74	52 (70 %)	22 (30 %)
	<b>Total</b>	<b>Matched</b>	<b>Unmatched</b>

<b>Male</b>	61	40 (66 %)	21 (34 %)
<b>Female</b>	13	12 (92 %)	1 (8 %)
<b>Non Binary</b>	0	0	0
<b>Transgender</b>	0	0	0
<b>Total</b>	74	52 (70 %)	22 (30 %)

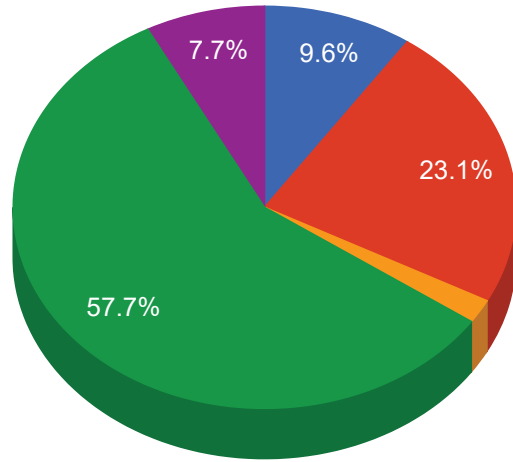
# Applicant Statistics - 2025 Society of Urologic Oncology (SUO) Fellowship Match

Visible to auditors

All Applicants By Type

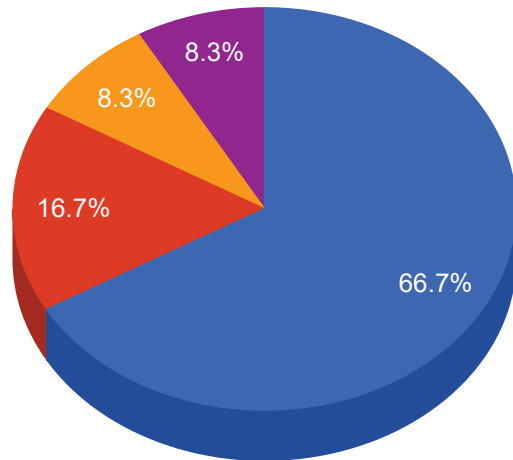


### Matched Applicants By Type



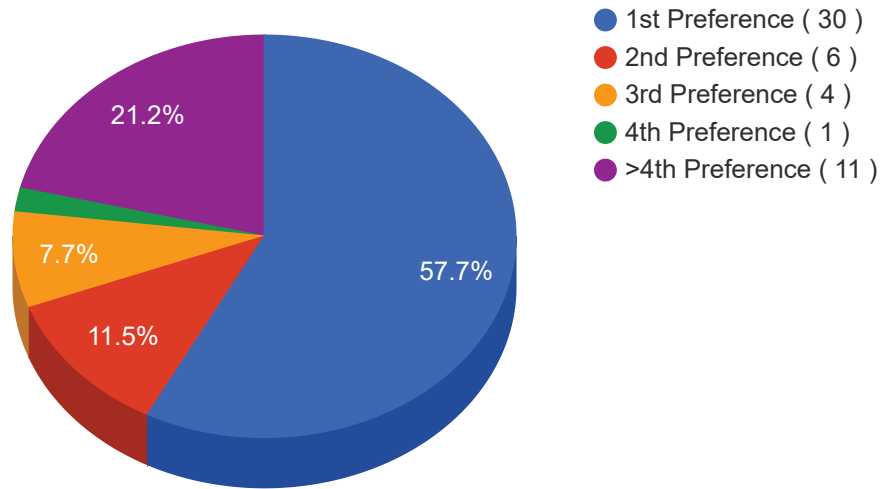
- International Medical Students & Graduates ( 5 )
- Previous Graduates (US) ( 12 )
- Previous Graduates (CAN) ( 1 )
- Chief Residents (US) ( 30 )
- Chief Residents (CAN) ( 4 )

### Unmatched Applicants By Type

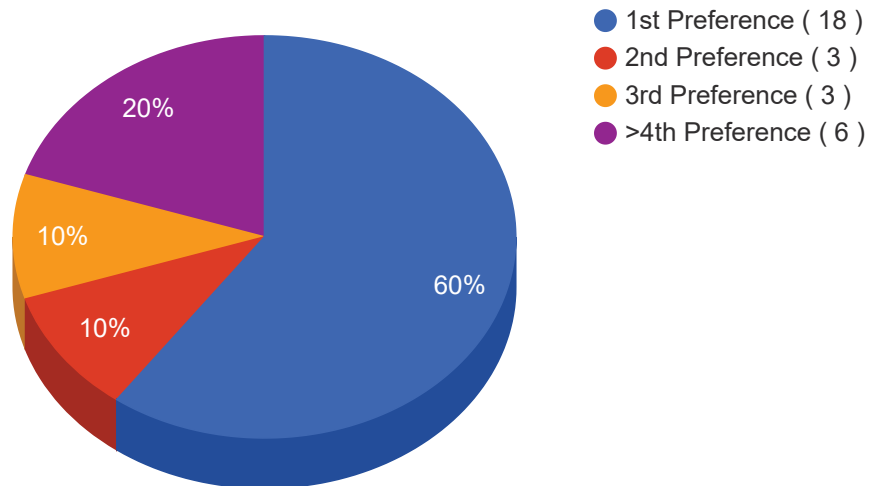


- International Medical Students & Graduates ( 16 )
- Previous Graduates (US) ( 4 )
- Previous Graduates (CAN) ( 2 )
- Chief Residents (CAN) ( 2 )

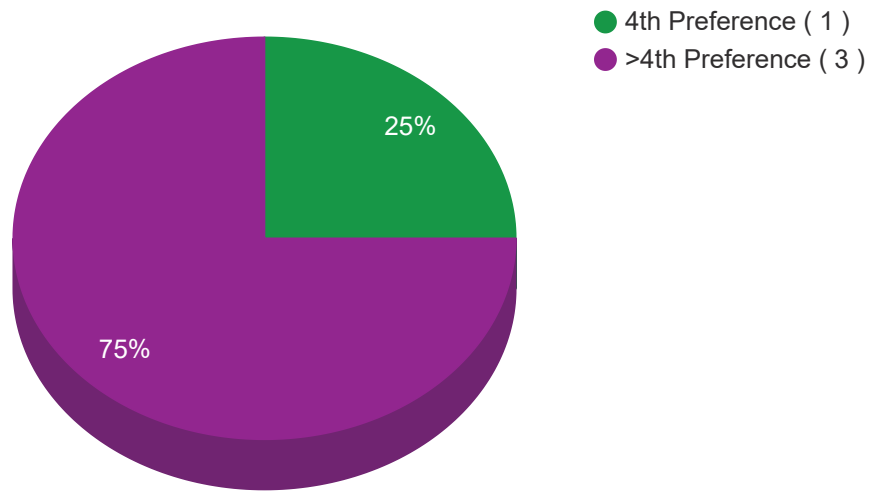
### Matches by Preference Selection - All Matched Applicants



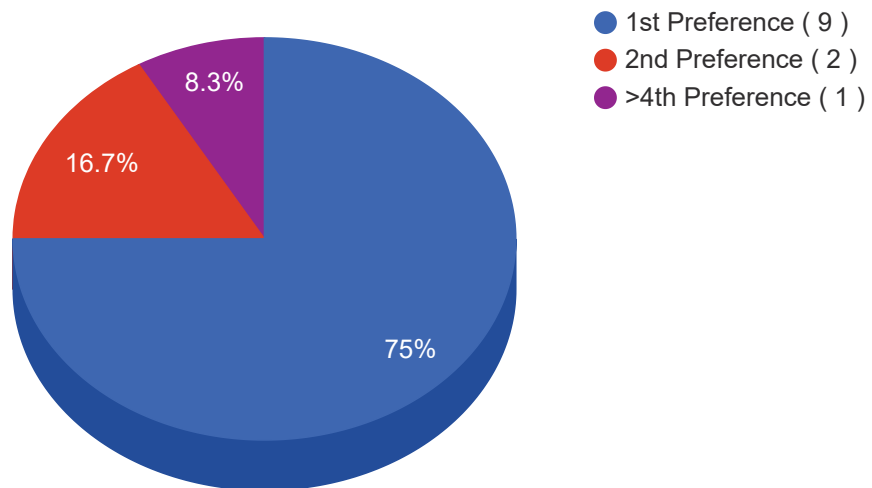
### Matches by Preference Selection - Chief Residents (US)



**Matches by Preference Selection - Chief Residents (CAN)**



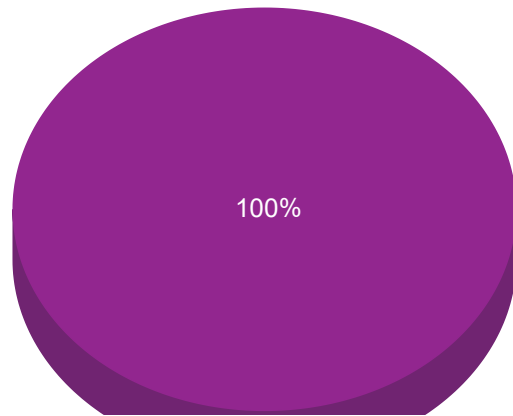
**Matches by Preference Selection - Previous Graduates (US)**





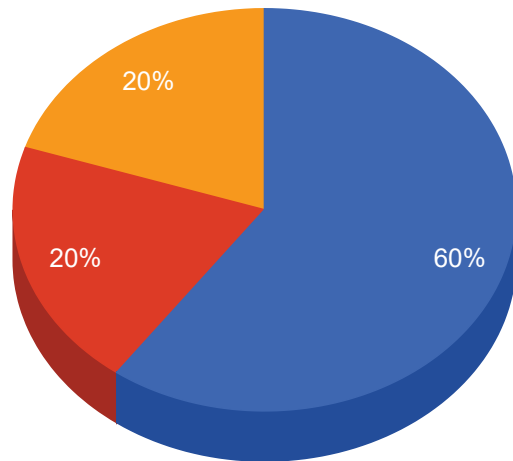
**Matches by Preference Selection - Previous Graduates (CAN)**

● >4th Preference ( 1 )

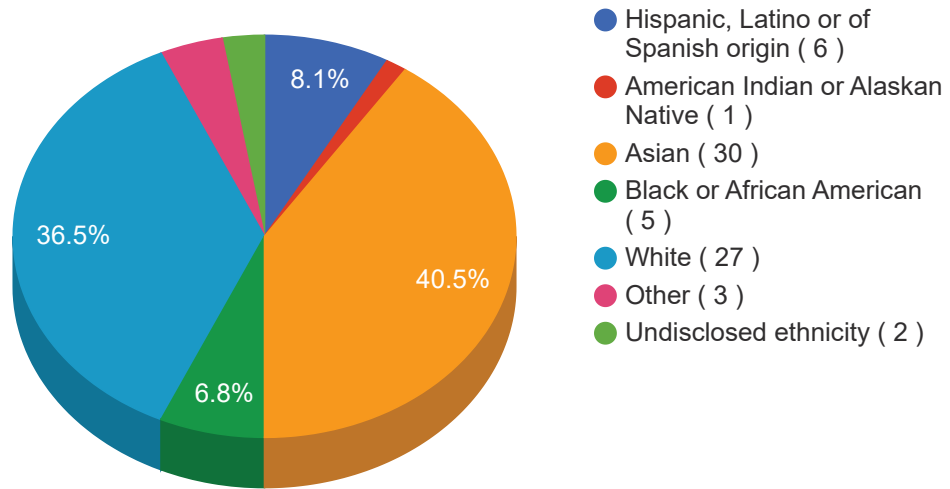


**Matches by Preference Selection - International Medical Students & Graduates**

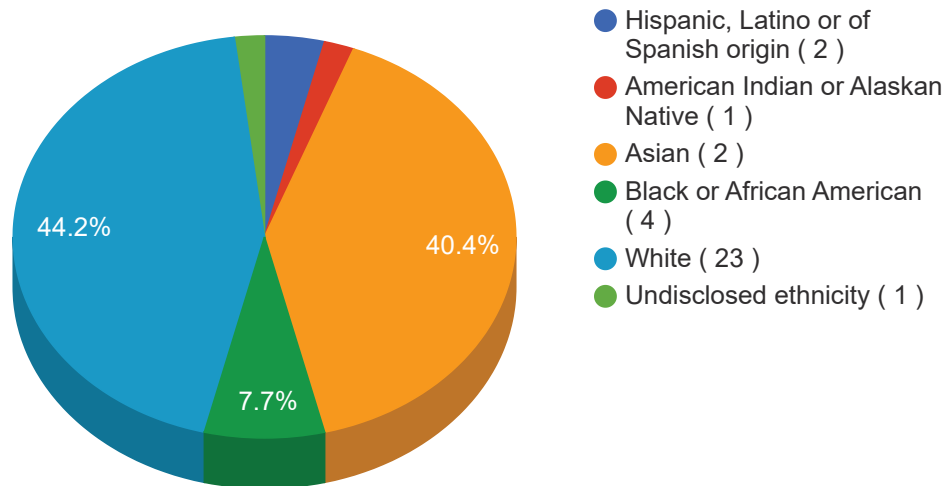
● 1st Preference ( 3 )  
● 2nd Preference ( 1 )  
● 3rd Preference ( 1 )



### All Applicants By Ethnicity - Primary Ethnicity Only



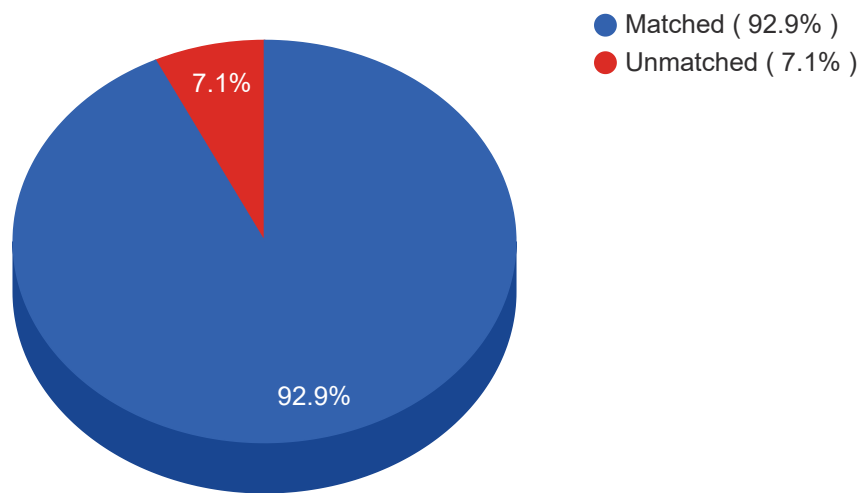
### Matched Applicants by Ethnicity - Primary Ethnicity Only



# Program Statistics - 2025 Society of Urologic Oncology (SUO) Fellowship Match

Visible to auditors

Programs - Matched vs Unmatched



**Matches by Preference Selection - All Matched Programs**

