

Match Statistics - 2025 Urology Residency Match

Visible to auditors

Programs Registered	148
Programs Submitting Lists	148
Programs Matching All Vacancies	148
Programs with Unmatched Vacancies	0
Vacancies Listed	403
Vacancies Matched	403
Vacancies Unmatched	0
Applicants Registered	559
Applicants Submitting Lists	529
Applicants Ranked by Programs	504
Applicants Matched	403
Applicants Unmatched	126
Average Names on Program Preference Lists	38

Average Names per Vacancy	14		
Average Offers per Vacancy	10		
Average Offers to Listing Applicants	10		
Average Offers to Non-listing Applicants	0		
Average Applications Received by Programs	215		
Average Interviews Given by Programs	40		
Average Names on Matched Applicant Preference Lists	14		
Average Names on UnMatched Applicant Preference Lists	9		
Average Applications Sent by Applicants	54		
Average Interviews Taken by Applicants	11		
	Total	Matched	Unmatched
Senior MD Medical Students (US & CAN)	388	332 (86 %)	56 (14 %)
Senior DO Medical Students (US & CAN)	49	28 (57 %)	21 (43 %)
Senior Other Medical Students (US & CAN)	3	2 (67 %)	1 (33 %)
Previous MD Graduates (not Seniors) (US & CAN)	39	22 (56 %)	17 (44 %)
Previous DO Graduates (not Seniors) (US & CAN)	7	2 (29 %)	5 (71 %)
Previous Other Graduates (not Seniors) (US & CAN)	0	0	0
International MD Medical Students and Graduates	30	11 (37 %)	19 (63 %)
International DO Medical Students and Graduates	1	1 (100 %)	0 (0 %)

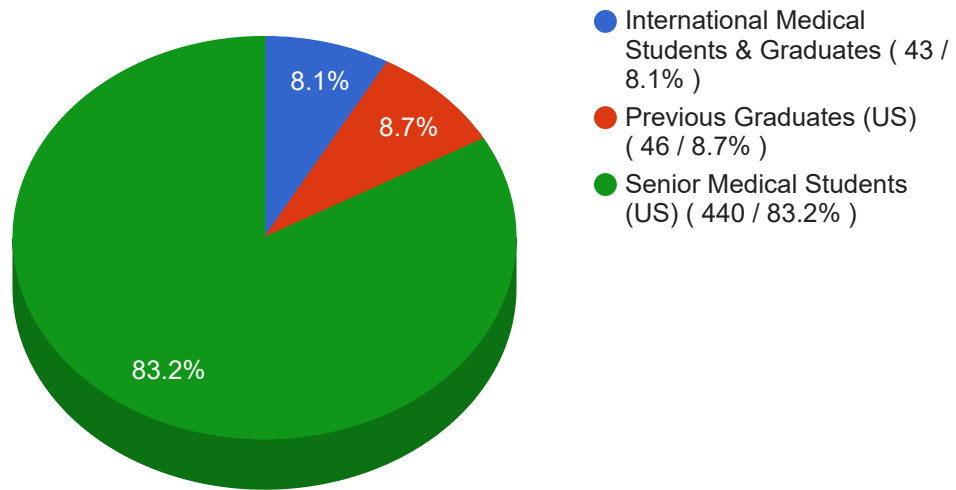
International Other Medical Students and Graduates	12	5 (42 %)	7 (58 %)
Total	529	403 (76 %)	126 (24 %)

	Total	Matched	Unmatched
Male	306	229 (75 %)	77 (25 %)
Female	218	170 (78 %)	48 (22 %)
Non Binary	2	1 (50 %)	1 (50 %)
Transgender	2	2 (100 %)	0 (0 %)
Undisclosed	1	1 (100 %)	0 (0 %)
Total	529	403 (76 %)	126 (24 %)

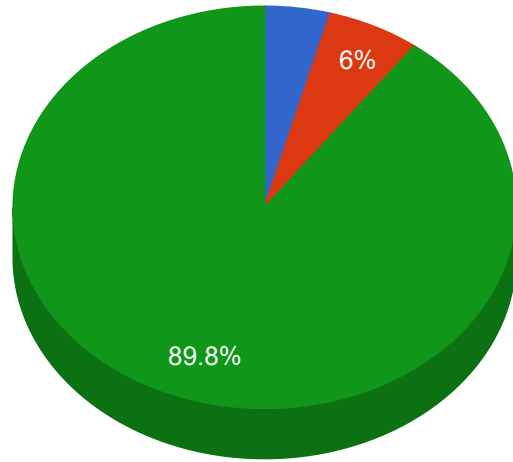
Applicant Statistics - 2025 Urology Residency Match

Visible to auditors

All Applicants By Type

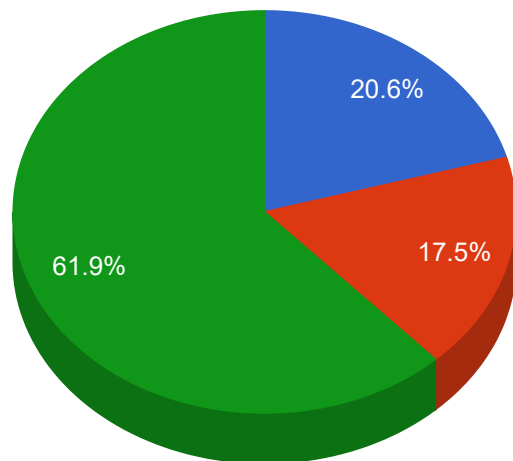


Matched Applicants By Type



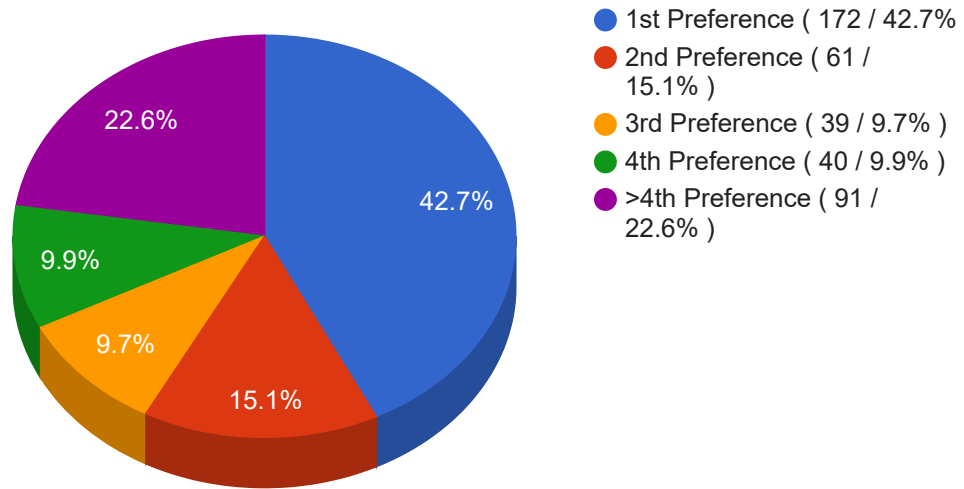
- International Medical Students & Graduates (17 / 4.2%)
- Previous Graduates (US) (24 / 6.0%)
- Senior Medical Students (US) (362 / 89.8%)

Unmatched Applicants By Type

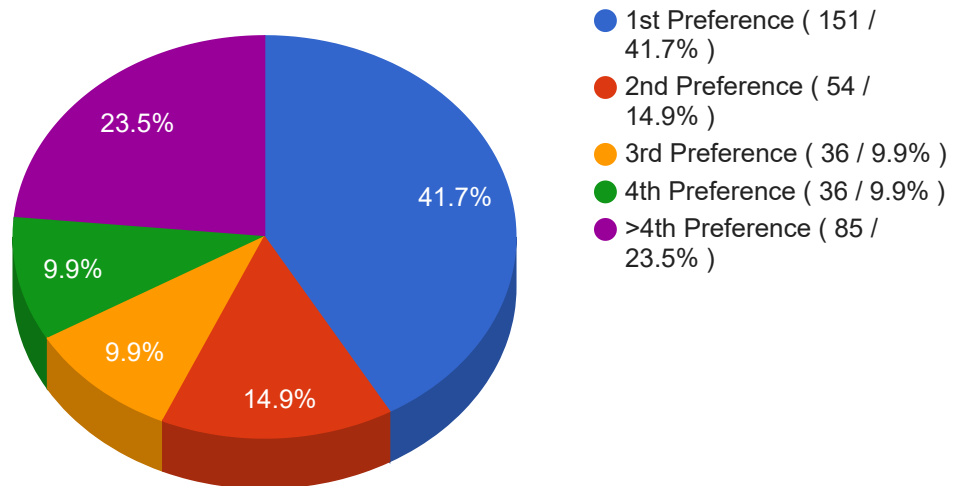


- International Medical Students & Graduates (26 / 20.6%)
- Previous Graduates (US) (22 / 17.5%)
- Senior Medical Students (US) (78 / 61.9%)

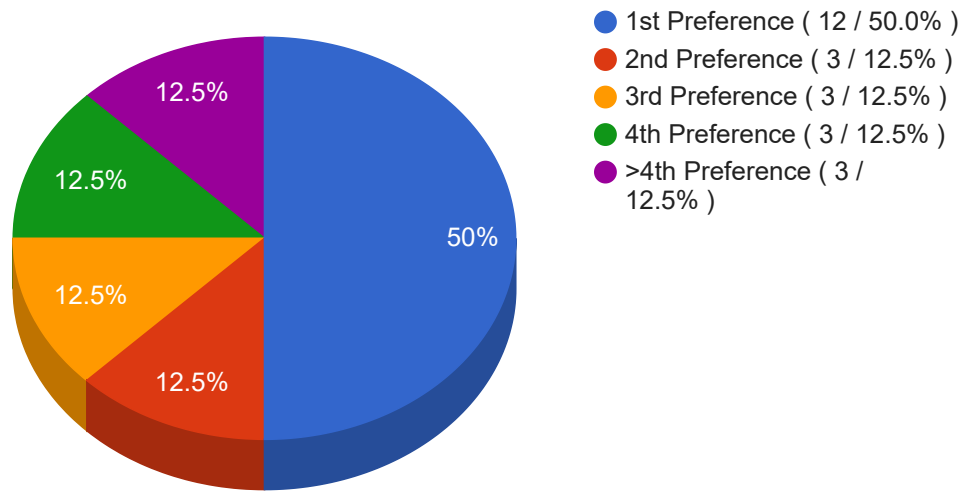
Matches by Preference Selection - All Matched Applicants



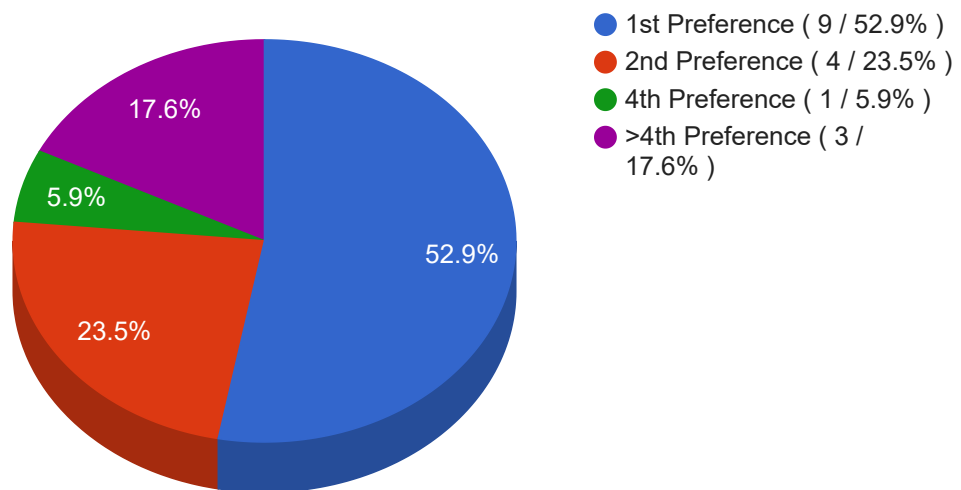
Matches by Preference Selection - Senior Medical Students (US)



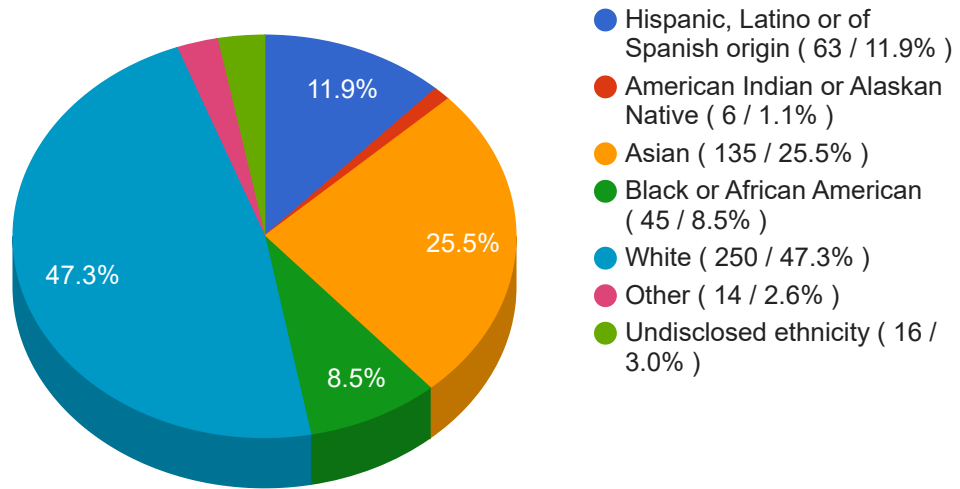
Matches by Preference Selection - Previous Graduates (US)



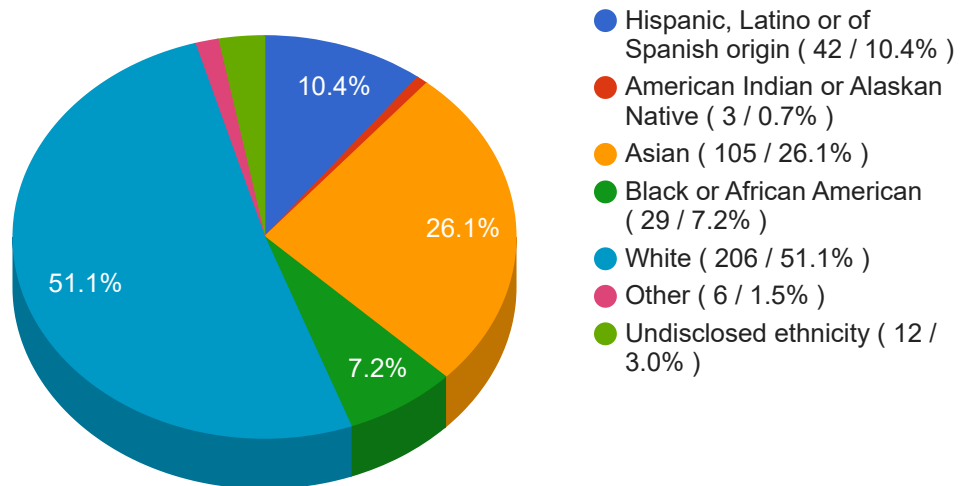
Matches by Preference Selection - International Medical Students & Graduates



All Applicants By Ethnicity - Primary Ethnicity Only



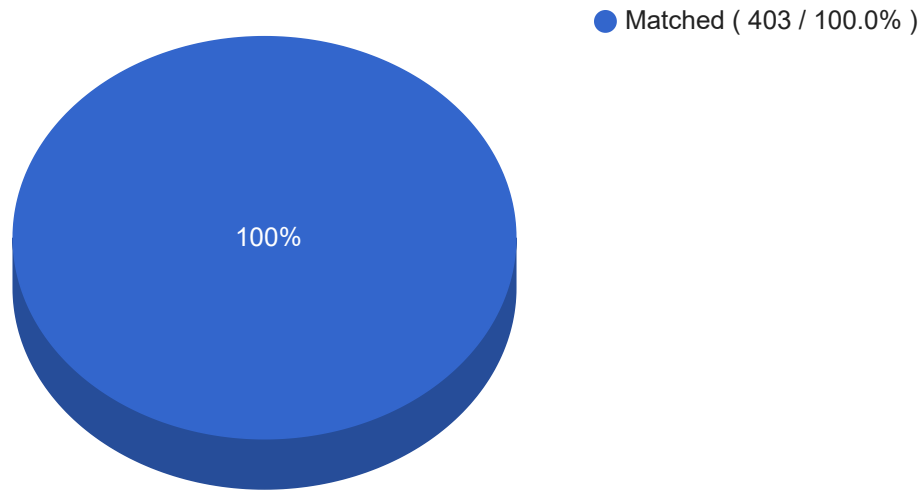
Matched Applicants by Ethnicity - Primary Ethnicity Only



Program Statistics - 2025 Urology Residency Match

Visible to auditors

Programs - Matched vs Unmatched



Matches by Preference Selection - All Matched Programs

